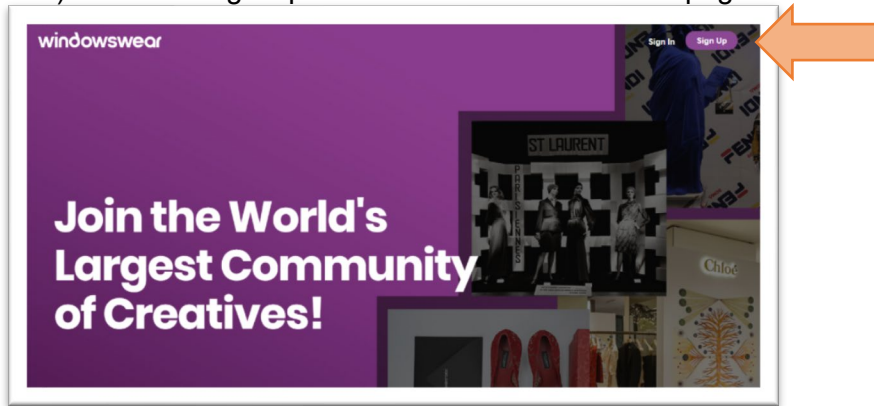


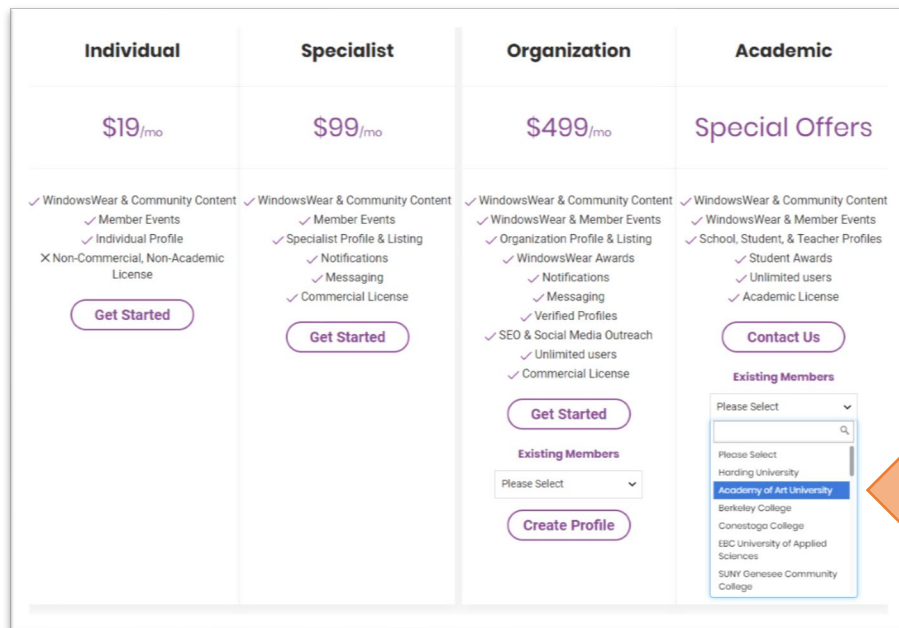
Setting up your WindowsWear account

WindowsWear requires making a free individual account to access the site.

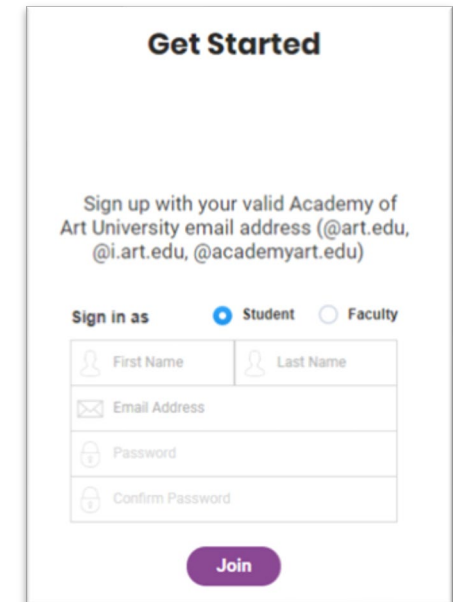
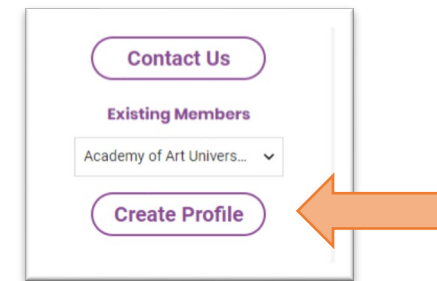
- 1) Click on Sign Up or scroll to the bottom of the page.



- 2) Choose Academy of Art University from the dropdown under the Academic option.



- 3) Click Create Profile.
- 4) Fill out the form. Students and faculty need to use their AAU email address when signing up.
- 5) Check your AAU email for a verification link.
- 6) You can now log in with your email and password. You will need to do so every time you want to access this site.



Access Options to your AAU Email:

- On LMS Portal home page: Click on **Resources > Student Email**
- Go to **outlook.live.com** and sign in with your AAU email address. You will be redirected to another screen with the AAU logo for your password.

